

PRODOTTO / PRODUCT / PRODUKT

Onda

MONTAGGIO / MOUNTING / MONTAGE

Sospensione

CODICE / CODE

1106OOF

N° COLLI / N° PARCELS / N° PACK

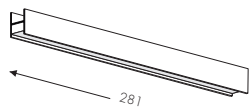
4

PESO / WEIGHT / GEWICHT

22,5KG

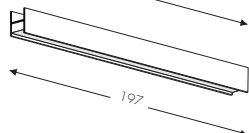
CONTENUTO COLLI - PARCELS CONTENTS - PACKUNGSINHALT

1pz



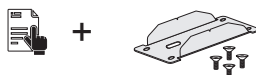
1106HOF - Onda Giunto Lineare L281cm
Onda Linear Joint L281cm
Onda Lineargelenk L281cm

2pz



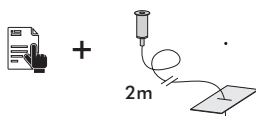
1106E OF - OndaGiunto Lineare L197cm
Onda Linear Joint L281cm
Onda Lineargelenk L281cm

2pz



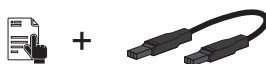
AM1106GM - Giunto Meccanico
Mechanical Coupling - Mechanisches Gelenk

4pz



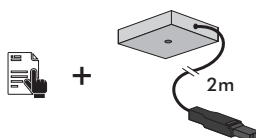
AM1106K - Kit Sospensione
Suspension Kit - Fahrwerkssatz

2pz



AE1106GEOF - Giunto Elettrico 3 Poli ONOFF
Cable Connector 3 pole ONOFF
Elektrische Kupplung 3 pole ONOFF

1pz



AM1106ROF - Kit Rosone
Ceiling Rose Kit - Decken-Rose-Kit

1pz



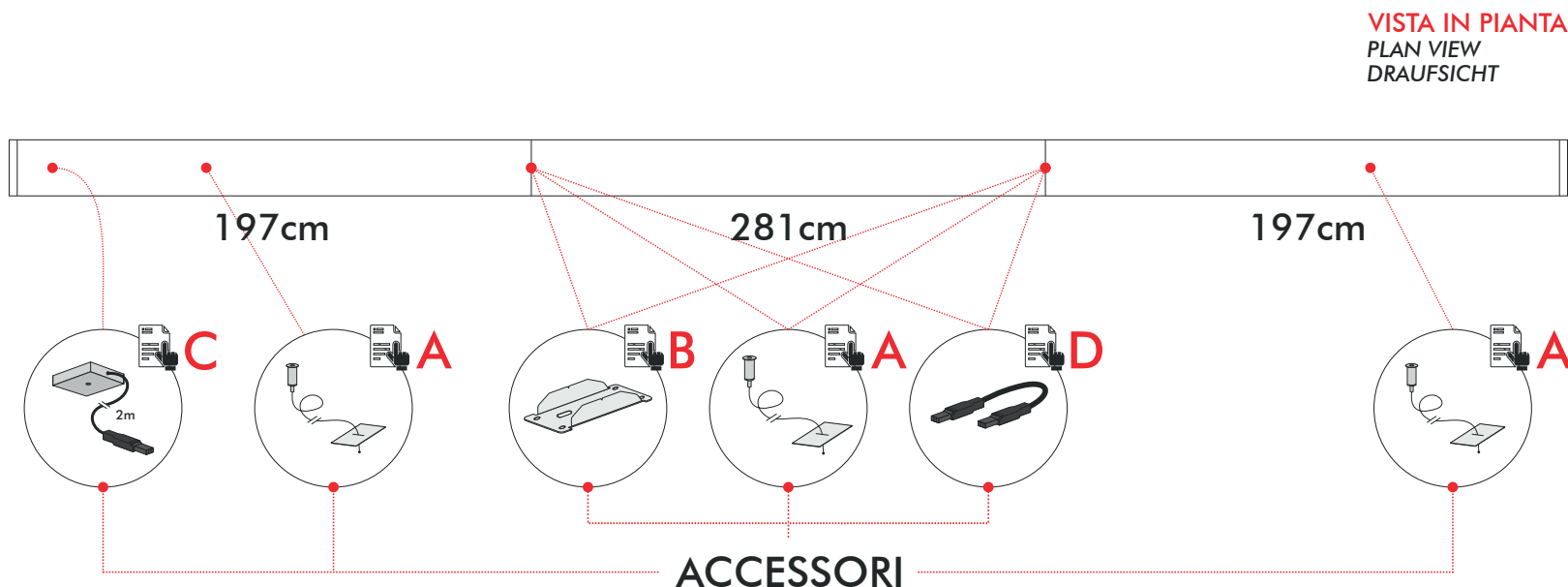
AM1106T - Kit Testata
Head Kit - Kopfsatz Kit

1106OOF 1/4

1106OOF 2/4

1106OOF 3/4

1106OOF 4/4



PRODOTTO / PRODUCT / PRODUKT

Onda

MONTAGGIO / MOUNTING / MONTAGE

Sospensione

CODICE / CODE

1106OOF

ATTENZIONE / WARNING / ACHTUNG



Togliere la rete di alimentazione prima dell'installazione, sostituzione della lampada e comunque prima di ogni operazione di manutenzione.

Always turn off power supply before install, replacing of the light bulb and prior to any maintenance interventions.

Trennen Sie das Versorgungsnetz vor der Installation, vor dem Auswechseln der Glühlampe und auf jeden Fall vor Wartungsarbeiten.



La sicurezza dell'apparecchio è garantita solo con l'uso appropriato delle seguenti istruzioni; pertanto è necessario consultarle e conservarle.

The safety of this product is guaranteed only if correctly used, according to this instruction sheet, which must be read first

Die Sicherheit des Geräts ist nur bei bestimmungsgemäßer Verwendung der folgenden Anweisungen gewährleistet. Daher ist es notwendig, sie zu konsultieren und aufzubewahren.

SEQUENZA DI MONTAGGIO - ASSEMBLY SEQUENCE - MONTAGEREIHENFOLGE

1. ASSEMBLAGGIO STRUTTURA:

- A** Kit Sospensione cod. AM1106K
- B** Giunto Meccanico cod. AM1106GM

2. COLLEGAMENTO ELETTRICO:

- C** Kit Rosone cod. AM1106ROF
- D** Giunto Elettrico 3 Poli ONOFF cod. AE1106GEOF

1. STRUCTURE ASSEMBLY:

- A** Suspension Kit cod. AM1106K
- B** Mechanical Coupling cod. AM1106GM

2. ELECTRICAL CONNECTION:

- C** Ceiling Rose Kit cod. AM1106ROF
- D** Cable Connector 3 pole ONOFF cod. AE1106GEOF

1. STRUKTUR-MONTAGE:

- A** Fahrwerkssatz cod. AM1106K
- B** Mechanisches Gelenk cod. AM1106GM

2. ELEKTRISCHE VERBINDUNG:

- C** Decken-Rose-Kit cod. AM1106ROF
- D** Elektrische Kupplung 3 pole ONOFF cod. AE1106GEOF



Per la corretta installazione del prodotto, consultare preventivamente le **istruzioni specifiche** di ogni accessorio.

For the proper installation of the product, consult the **specific instructions** of each accessory.

Für eine korrekte Installation des Produkts, müssen Sie die **spezifischen Anweisungen** für jedes Zubehör zu konsultieren.